


PLASTIC POWER

PLASTIC POWER TRANSISTOR SELECTOR CHART

V _{CEO} Volts	I _C 4 Amps		5 Amps		7 Amps		7 Amps		> 10 Amps
	NPN	PNP	NPN	PNP	NPN	PNP	NPN	PNP	NPN
30					2N6288	2N6111			
40									2N6103
45	BD239	BD240	BD241	BD242			BD243	BD244	
50					2N6290	2N6109			
60	BD239A	BD240A	BD241A	BD242A			BD243A	BD244A	2N6099
70					2N6292	2N6107			
80	BD239B	BD240B	BD241B	BD242B			BD243B	BD244B	2N6101
100	BD239C	BD240C	BD241C	BD242C			BD243C	BD244C	
P _{tot}	30W	30W	40W	40W	40W	40W	65W	65W	75W note 1

Note 1: Refer to the Diffused Junction transistor section for more details of the devices in these columns.



TO-220

NPN PLASTIC POWER


TABLE 2 – NPN EPITAXIAL BASE TRANSISTORS

The transistors shown in this table are designed for general purpose power applications and offer good switching and saturation performance with an excellent safe operating area in the popular TO-220 plastic package.

The devices are listed in order of decreasing Collector Current ($I_C(\max)$), Breakdown Voltages, Power Dissipation (P_{tot}) etc.

Type	$I_C(\max)$ A	V_{CER} V	V_{CEO} V	h_{FE}			P_{tot} at $T_{case} = 25^\circ C$ W	Complement
				Min	Max	at		
						I_C A		
BD243C	7	115	100	15	—	3	65	BD244C
BD243B	7	90	80	15	—	3	65	BD244B
2N6292	7	80*	70	30	150	2	40	2N6107
BD243A	7	70	60	15	—	3	65	BD244A
2N6290	7	60*	50	30	150	2.5	40	2N6109
BD243	7	55	45	15	—	3	65	BD244
2N6288	7	40*	30	30	150	3	40	2N6111
BD241C	5	115	100	10	—	3	40	BD242C
BD241B	5	90	80	10	—	3	40	BD242B
BD241A	5	70	60	10	—	3	40	BD242A
BD241	5	55	45	10	—	3	40	BD242
BD239C	4	115	100	15	—	1	30	BD240C
BD239B	4	90	80	15	—	1	30	BD240B
BD239A	4	70	60	15	—	1	30	BD240A
BD239	4	55	45	15	—	1	30	BD240

* V_{CEX}



TO-220

PNP PLASTIC POWER


TABLE 3 – PNP EPITAXIAL BASE TRANSISTORS

The transistors shown in this table are designed for general purpose power applications and offer good switching and saturation performance with an excellent safe operating area in the popular TO-220 plastic package.

The devices are listed in order of decreasing Collector Current ($I_C(\max)$), Breakdown Voltages, Power Dissipation (P_{tot}) etc.

Type	$I_C(\max)$ A	V_{CER} V	V_{CEO} V	h_{FE}		at I_C A	P_{tot} at $T_{case} = 25^\circ C$ W	Complement
				Min	Max			
BD244C	7	115	100	15	—	3	65	BD243C
BD244B	7	90	80	15	—	3	65	BD243B
2N6107	7	80*	70	30	150	2	40	2N6292
BD244A	7	70	60	15	—	3	65	BD243A
2N6109	7	60*	50	30	150	2.5	40	2N6290
BD244	7	55	45	15	—	3	65	BD243
2N6111	7	40*	30	30	150	3	40	2N6288
BD242C	5	115	100	10	—	3	40	BD241C
BD242B	5	90	80	10	—	3	40	BD241B
BD242A	5	70	60	10	—	3	40	BD241A
BD242	5	55	45	10	—	3	40	BD241
BD240C	4	115	100	15	—	1	30	BD239C
BD240B	4	90	80	15	—	1	30	BD239B
BD240A	4	70	60	15	—	1	30	BD239A
BD240	4	55	45	15	—	1	30	BD239

* V_{CEX}



TO-220